

Fr. Thomas A. Casey Assembly #3596

Fairfax Station, Virginia 22039

*Religiously
Devoted*



*Patriotically
Proud*

Color Corps Basics

January 2023



Purpose of the KofC Color Corps of the Fourth Degree

The primary purpose of the Fourth Degree is to encourage active Catholic citizenship and foster the spirit of patriotism in members and the community at large.



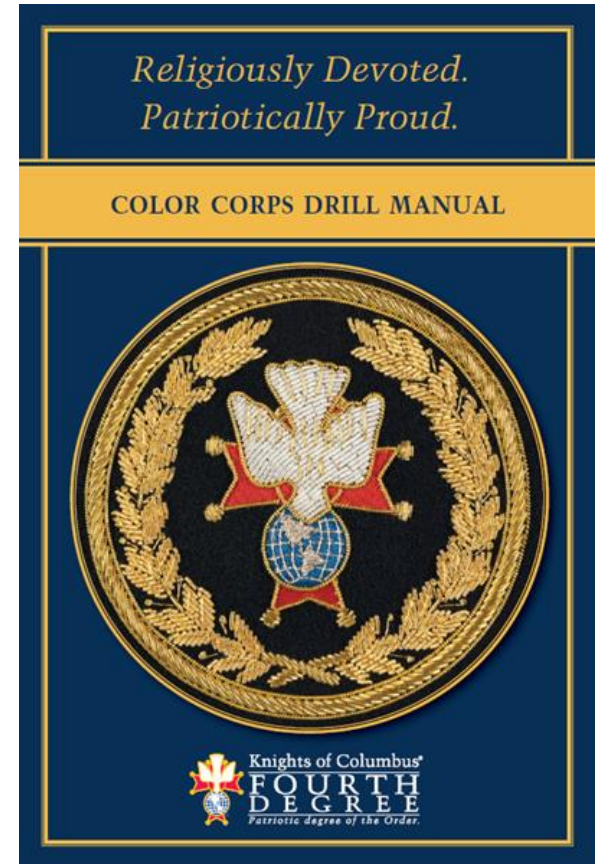
The Color Corps members exemplify all the principles of our Order:

1. Charity – by the gift of their time and energies necessary to practice, perfect and perform the ceremonials and sword drill.
2. Unity – by the united efforts of Sir Knights to practice and perfect a coordinated drill for the good of the Church and the Order.
3. Fraternity – by expressing an “Esprit de Corps,” sharing a common desire for drill excellence and camaraderie.
4. Patriotism – by performing precision drill as a salute to God and to country and visually exhibiting a love for both.



Resource Material

1. Laws and Rules Governing the Fourth Degree of the Knights of Columbus
 - a. Article XI: Official Dress Uniform and Regalia
 - b. Article XII: Color Corps
2. Color Corps Drill Manual
 - a. Publication #808 1-18
 - b. Approved Feb 2, 2018
3. KofC United States Flag Manual
 - a. Publication #4686-06
4. Social Dress of the 4th Degree
 - a. Vice Supreme Master of the Calvert Province letter dated Sep 26, 2019
 - b. Virginia Master email dated Aug 26, 2020





Color Corps Units

Color Corps

The Color Corps (C.C.) has two sub-groups, the Honor Guard (H.G.) and the Color Guard (C.G.).

1. Honor Guard

- a. Members of the Color Corps who mastered the Manual of the Sword.

2. Color Guard

- a. Flag bearers
- b. Honor Guard members



The public appearance of Fourth Degree Knights as a Color Corps at religious and civic functions is an important activity for each assembly. They add dignity and the pride of Church and country to any event. By these public demonstrations, their loyalties bring credit to themselves and to the Knights of Columbus.



Color Corps Member

A Color Corps Member:

- a. Is a Fourth Degree Sir Knight.
- b. Is trained in Color Corps (C.C.) Drill including Individual Drill and the Manual of the Sword.
- c. Possesses the Official Regalia Dress – Color Corps, in good repair.
- d. Is eligible to participate in C.C. functions.





Official Dress of the 4th Degree

1. Official Regalia Dress (ORD) – Members¹

a. aka ORD – Social²

2. Official Regalia Dress – Color Corps¹

a. aka ORD – Service²

3. Social Dress of the 4th Degree²

4. Officer Medals

a. Past & Former Office Miniatures

b. Current/Incumbent Office Jewel

¹ Terminology from the Color Corps Drill Manual

² Terminology used in the Virginia District



Fourth Degree Lapel Pin (PG113)

Actual size ~ 1/2" tall x 3/8" wide





Official Regalia Dress - Member

1. Navy Blue Blazer with Fourth Degree Emblem Crest and Knights of Columbus Emblem of the Order buttons*
2. Official Fourth Degree Gray Trousers (no cuffs)*
3. Official Fourth Degree Necktie*
4. Plain White Dress Shirt with button cuff (no French cuffs – no button-down collar shirts)
5. Plain Black trouser belt
6. Black Socks and Plain Black Shoes
7. Official Fourth Degree Lapel Pin (#PG-113) worn centered on the lapel at the level of the buttonhole
8. Past and Former Miniature Medals of Office
9. Suspension Jewel of the current Assembly or Council Office held

* Available at: kofcuniform.com



ORD – Member (*Social*)



Official Regalia Dress - Color Corps

➤ **Official Regalia Dress – Color Corps includes all items of the Official Regalia Dress – Members plus the following:**

1. Official Fourth Degree Black Beret with Fourth Degree metal badge and colored flash as appropriate*.
2. Appropriate colored Service Baldric◇ with a sword◇, worn over the blazer. When a sword is not permitted for any reason the Service Baldric shall be worn. The baldric should be long enough so as not to cover the crest.
3. White gloves.
4. Color bearers wear a color bearer harness, when provided, and the Service Baldric with no sword.

* *Available at: kofcuniform.com*

◇ *Available at: kofcsupplies.com*



ORD – CC (*Service*)



Official Regalia Dress - Color Corps Colored Baldrics


(As of January 2023)

➤ **Official Regalia Dress – Color Corps will include new colored baldrics** ♦ **for these 6 positions:**

- | | |
|---|------------|
| 1. Supreme Knight/Supreme Master/former | Dark Blue |
| 2. Vice Supreme Master/FVSM | Light Blue |
| 3. District Master/FDM | Gold |
| 4. Marshal (active) | Green |
| 5. Faithful Navigator/PFN | White |
| 6. Color Corps Commander (active) | Purple |

These positions also wear a beret flash of matching color.

NOTE: A regular member will wear the original red, white & blue service baldric and no flash as show on the previous slide.



♦ *Available at The English Company: kofcsupplies.com*



ORD – CC, FN



Social Dress of the 4th Degree

1. Dark suit* (black, navy blue or dark gray).
2. Plain white dress shirt with button cuff (*no French-cuffs or button-down collar*).
3. Conservative necktie.
4. Social baldric (*whenever worn the SK is in Social Dress of the 4th Degree*).
5. Official 4th Degree Lapel Pin (#PG-113) worn centered on the lapel at the level of the buttonhole. NO other pins.
6. Black shoes and socks.
7. Past and Former Miniature Medals of Office. Suspension Jewel of a current Assembly or Council Office.
8. 4th Degree name tag (*not worn at wakes/viewings or by pall bearers.*)
9. No sword or service baldric is permitted.

Per Calvert Province Vice Supreme Master letter dated Sep 26, 2019, Social Dress may be worn by SK honor guards at wakes/viewings & by pall bearers, white gloves are optional.

*Note that the term suit generally means the coat and trousers are of the same material and color. The term suit is not interpreted to mean sport coat and trousers where either the colors or materials are different from one another.



aka Social Dress



Past & Former Miniature Medals

1. Past and Former Miniature Medals of Office and their official order of precedence is detailed below. They shall be worn upon the blazer, centered on the left front panel between the lapel and the left armhole seam with the bottom edge of the Medal(s) aligned and 1/4 inch above the top of the pocket.
2. The order of precedence for the wearing of KofC miniature medals is as follows:
 - a. Former Supreme Director
 - b. Past State Deputy
 - c. Former Vice Supreme Master
 - d. Former District Master
 - e. Former District Deputy
 - f. Past Grand Knight
 - g. Past Faithful Navigator
3. Papal Order medals are authorized, see Drill Manual for specifics.
4. No other medal from any source, order, unit or division is allowed.



NOTE: Wearing the suspension jewel of any current KofC Office held is permissible while wearing any Fourth Degree official dress.





The Beret

Preparing the beret

1. Remove the black foam circle behind the metal emblem & reattach.
 2. Cut out the beret's inner lining being careful not to cut the beret's outer fabric.
 3. Adjust the strings in the back for a good fit, then they should be tied off & cut or tucked into the headband, so they are no longer visible.
- ✓ Search the internet for "shaping a US Army beret" to find techniques on shaping your beret like a *pro*.

Wearing the beret

- The emblem on the beret shall be centered over the left eye.
 - The brim of the beret should be horizontal and two finger widths above both eyebrows.
 - The right side of the beret should overlap the right ear slightly.
 - The crease on top should extend slightly forward, in front of the stiff backing on which the emblem is mounted.
- Faithful Navigators & PFNs wear a white flash behind the emblem.





CCC Responsibility & Authority



The District Marshal and Color Corps Commander have the responsibility and authority to correct any SK or direct them to step out of the Color Corps ranks for the event for not being in conformance with the rules of the Order to include attire, conduct and training.





Links Related to the 4th Degree

1. Laws and Rules Governing the Fourth Degree of the Knights of Columbus
http://www.kofc.org/en/resources/service/council/1350_Laws_and_Rules_2013.pdf
2. Color Corps Drill Manual
https://www.kofc.org/en/resources/service/council/808_Color_Corps_Drill_Manual.pdf
3. Ordering site for Regalia / Uniform
<https://www.kofcuniform.com/CustomPage/OrderNow/>
4. United States Flag Manual – KofC
https://www.kofc.org/en/resources/service/council/4686_5-06_5-26.pdf
5. KofC Patriotic Degree Materials
<http://www.kofc.org/en/members/for-patriotic-degree/materials.html#/>





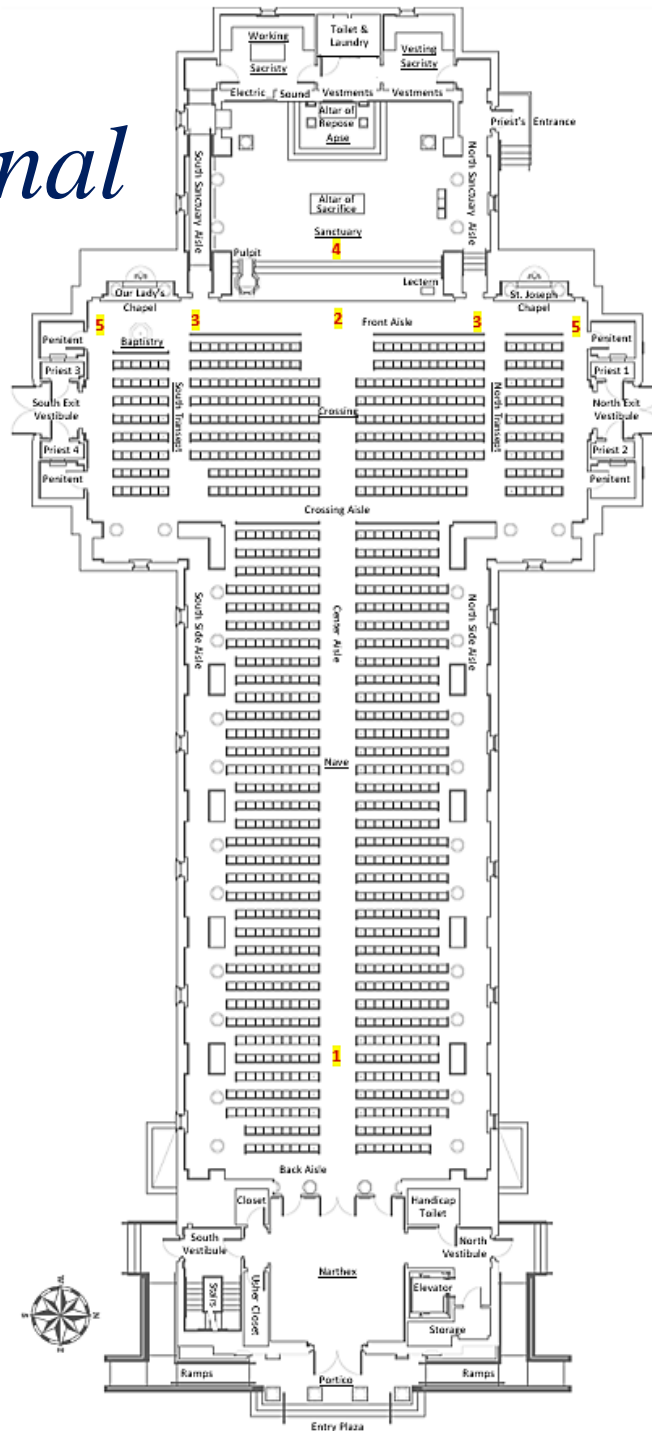
Notional

Color Corps Plan for the Saint Mary of Sorrows Church

Always process at a solemn pace

Recessional

1. CCC will lead his column up the North Side Aisle to #5. FN leads his column up the South Side Aisle to #5.
2. After the Final Blessing proceed to #2 and proceed before the Crucifix down the Center Aisle.



Color Corps Escort Plan (Typical)

1. Muster 30 minutes before scheduled Mass or event in Official Dress Regalia.
2. Store extra gear in the Ushers' Closet.
3. Wait in the South Vestibule.
4. Color Corps Commander (CCC) will check-in with the Celebrant or Cleric MC for any wishes or directions of the Celebrant.
5. 15 minutes prior to the event CCC will brief the Color Corps (CC).
6. 5 minutes prior to the event the CC will form up and then **proceed to position #1** in front of the Crucifix bearer. Formed up as follows:
 - a. CCC leads left column, FN or most recent PFN leads right column.
 - b. Remaining PFNs.
 - c. Remaining SKs.
7. CCC will lead the CC up the Aisle.
8. Each rank will pause and bow at #2.
9. CCC & FN will lead their columns to #3.
10. Each SK stops 1 pace from the SK in front of him, faces the Altar and comes to a hand salute.
11. When the Celebrant steps onto the main floor of the Sanctuary #4, SKs drop salute right/left face & proceed to the back in the side aisles via #5.
12. Sit in the back pews.
13. The Eucharist may only be received bare-handed or on the tongue.



Questions?

✓ Contact the Assembly Navigator at: navigator@assembly3596.org
or the Color Corps Commander at: color_guard@assembly3596.org



Assembly website:

<http://www.assembly3596.org/>

Vivat Jesus!